


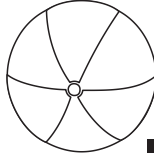

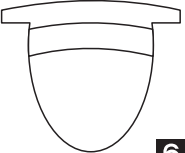









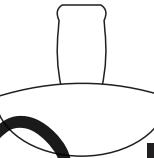

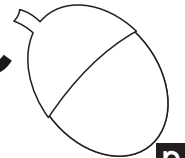
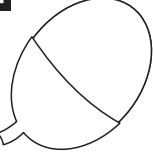
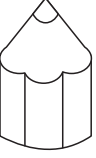












9	!						
8	u						
5	6	6	8	7	!	u	6
3	↓						
9	e	6	5	4	↓	e	p
2	p						
7	c						
1	p	3	2	1	c	p	p
4	a						

a		b		c		1		2		3		a	7
d		e		f		4		5		6		b	4
g		h		i		7		8		9		c	2
												d	5
												e	3
												f	9
												g	1
												h	6
												i	8

A1 Waar is mijn schaduw?


Zoek het cijfer bij de letter.

antwoorden achterkant

Visuele Waarneming - 1

15

Vouw het blad op de drie stippellijnen en plaats het zo:



antwoorden achterkant

A2 Waar is mijn schaduw?

Zoek het cijfer bij de letter.

A2